




BRANDING PORTFOLIO



CLIENT:
UPERFORM
BRANDING

*FINAL PHASE
BRAND DELIVERY*



PRIMARY TYPEFACE

POPPINS

ABCDEFGHIJKLMNOPQRSTUVWXYZ

abcdefghijklmnopqrstuvwxyz

0123456789 .,?!(@+/*)\$%&

Light Regular Medium Semibold *Semibold Italic* ExtraBold

SECONDARY TYPEFACE

Open Sans

ABCDEFGHIJKLMNOPQRSTUVWXYZ

abcdefghijklmnopqrstuvwxyz

0123456789 .,?!(@+/*)\$%&

Regular Bold Extrabold



CLIENT:
UPERFORM
BRANDING

FINAL PHASE
BRAND DELIVERY
*mockups





CLIENT:
Southern Luxe
BRANDING

**FINAL PHASE
BRAND DELIVERY**



Luxe Green
#1b3c38



Tan
#b89c6b



Pure White
#ffffff



Soft Black
#252525



CLIENT:

Southern Luxe

BRANDING

**FINAL PHASE
BRAND DELIVERY**



SOUTHERN LUXE
HOME INNOVATIONS



SOUTHERN LUXE
HOME INNOVATIONS



SOUTHERN LUXE
HOME INNOVATIONS



SOUTHERN LUXE
HOME INNOVATIONS

Primary Typeface

Avenir

ABCDEFGHIJKLMNOPQRSTUVWXYZ
abcdefghijklmnopqrstuvwxyz

Accent Typeface

Rasfire

ABCDEFGHIJKLMNOPQRSTUVWXYZ
abcdefghijklmnopqrstuvwxyz



CLIENT:
SILSBEE LAWN & LANDSCAPES
BRANDING

SILSBEE LAWN & LANDSCAPES
CLASSIC PROFESSIONAL



*INITIAL PHASE:
BRAND DISCOVERY*



MAIN LOGO

SILSBEE LAWN & LANDSCAPES

CLIENT:
SILSBEE LAWN & LANDSCAPES
BRANDING

**FINAL PHASE
BRAND DELIVERY**

LOGOMARK



MAIN



WHITE

ALTERNATIVE LOGO



SILSBEE LAWN
& LANDSCAPE



ONE COLOR LOGO OPTIONS

BLACK

SILSBEE  LAWN
& LANDSCAPES

MAROON

SILSBEE  LAWN
& LANDSCAPES

WHITE

SILSBEE  LAWN
& LANDSCAPES

BRAND COLORS



SILSBEE MAROON
C28 M100 Y100 K33
#871515



BLACK
C75 M68 Y67 K90
#000000



WHITE
C0 M0 Y0 K0
#FFFFFF

BRAND FONTS

HEADER FONT: BASKERVILLE SEMIBOLD

A B C D E F G H I J K L M N O P Q R S T U V W X Y Z

PARAGRAPH FONT: AVENIR LIGHT

A B C D E F G H I J K L M N O P Q R S T U V W X Y Z





CLIENT: SHERRA EDGAR
 BRANDING / WEBSITE DESIGN /
 BRAND PHOTOGRAPHY / COACHING

MAIN LOGO



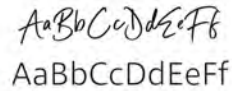
WATERMARK



ALTERNATIVE LOGOS



FONTS



BRAND ELEMENTS



PATTERNS





CARD DESIGN /
HOMEPAGE DESIGN



BRAND STYLE GUIDE

MAIN LOGO



LOGO ALTERNATIVE



BRAND MARKS




TYPOGRAPHY

BURFORD BASE
SABATONS REGULAR

#323525

#9B784E

#BBAA9A



CLIENT:
WHEEL ESTATE OF SOUTHEAST TEXAS

**FINAL PHASE
BRAND DELIVERY**



INITIAL PHASE: BRAND DISCOVERY



MAIN LOGO



SECONDARY LOGO



WATERMARK



BRAND COLORS



#231F20



#1F3465



#AEADA E



#FFFFFF

BRAND TYPOGRAPHY

HEADING TYPE: RALEWAY BOLD

A B C D E F G H I J K L M N O P Q R S T U V W X Y Z

COPY TYPE: MONTSERRAT LIGHT

A B C D E F G H I J K L M N O P Q R S T U V W X Y Z

CLIENT:
BIG BOY CONSULTING
BRANDING

**FINAL PHASE
BRAND DELIVERY**



A grayscale photograph of a mountain valley. The foreground is filled with a dense forest of evergreen trees. In the middle ground, a valley opens up, showing a winding path or road. The background features rugged, rocky mountain peaks under a cloudy sky. A semi-transparent orange button with white text is centered in the image.

SCHEDULE A CALL!